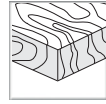
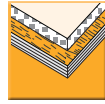



Sawing




Solid Wood



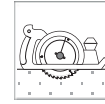
Boards



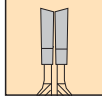
Plastic



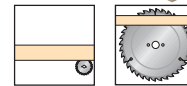

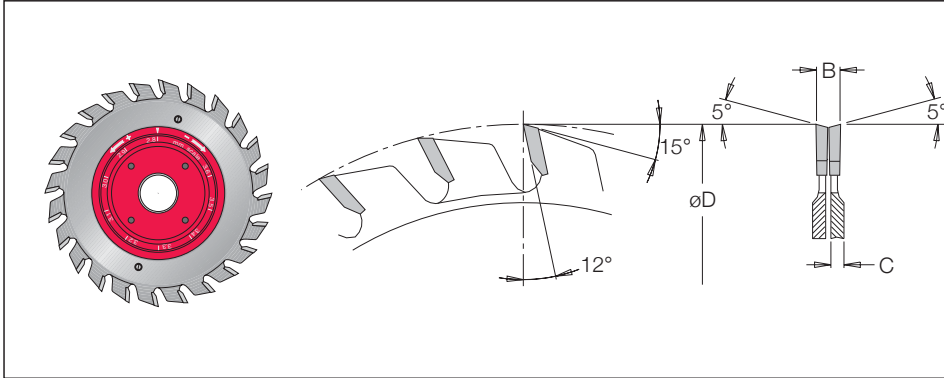
Aluminium



Saw blade for Portable Machines



Adjustable Scoring System



	øD	Code No.	B	Teeth	Ød
Set 1	100	956 101 03**	2.8-3.6	24	20
Set 2	120	956 103 03	2.8-3.6	24	20
Set 3	120	956 103 04*	2.8-3.6	24	22
Set 4	125	956 104 03	2.8-3.6	24	20
Set 5	125	956 104 04*	2.8-3.6	24	22
Saw Blades R+L	100	956 101 0Z		12+12	
Saw Blades R+L	120	956 103 0Z		12+12	
Saw Blades R+L	125	956 104 0Z		12+12	

⚠ This system is suitable for most existing table-saw machines. In cases where necessary, an appropriate fitting ring will be supplied.

Spare parts:



Spring ring

#195 085 0
D=75



Washer

#196 352 3
D=35



Washer*

#196 352 4
D=35



Allen screw

#193 035 2
M3x3



Allen screw

#193 041 4
M4x6



Allen key

#194 102 0
S1.5



Allen key

#194 008 0
S2.5



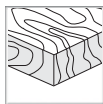
Washer

#192 570 0
D=35

#195 084 0**
D=65




Sawing



Solid Wood



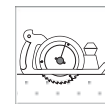
Boards



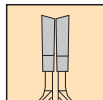
Plastic



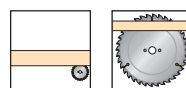

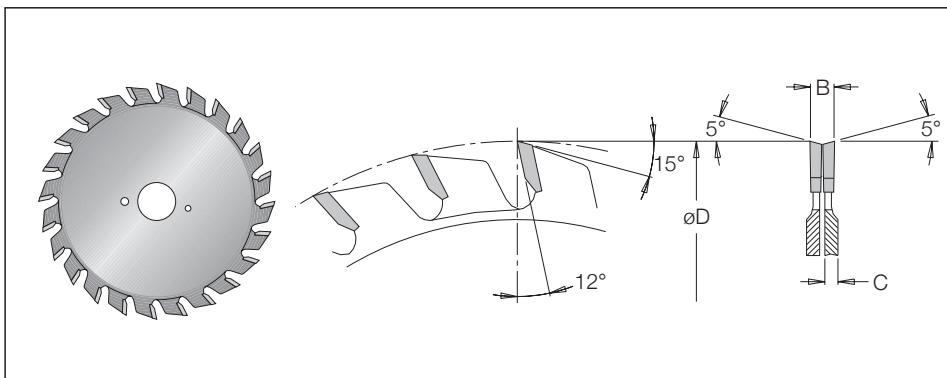
Aluminium



Saw blade for Portable Machines

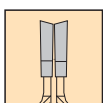


DVF - Adjustable Scoring Saw Blade, Extended Life

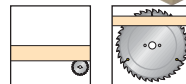

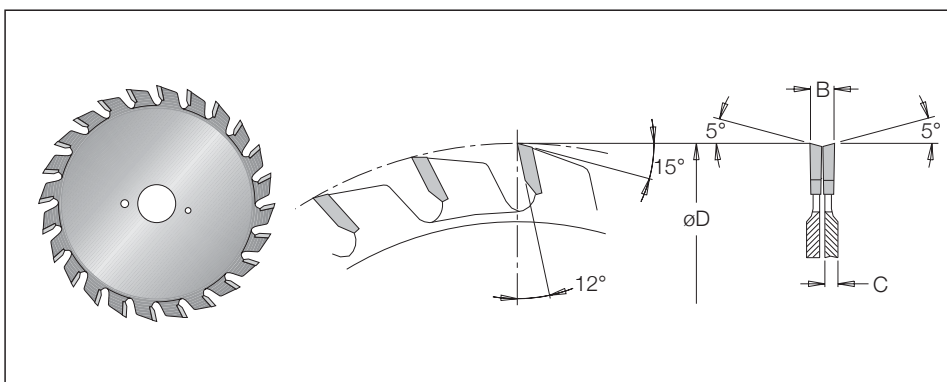


øD	Teeth	Code No.	B	Set Shims	c	ød
100	2x12	956 00 10 3	2.8 - 3.6	1920600	2	20
	2x12	956 00 10 4	2.8 - 3.6	1920600	2	22
120	2x12	956 00 30 3	2.8 - 3.6	1920600	2	20
	2x12	956 00 30 4	2.8 - 3.6	1920600	2	22
125	2x12	956 00 40 3	2.8 - 3.6	1920600	2	20
	2x12	956 00 40 4	2.8 - 3.6	1920600	2	22

⚠ Adjust by adding and removing shims.
Set of Shims - 1920600



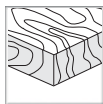
MVF - Adjustable Scoring Saw Blade



øD	Teeth	Code No.	B	Set Shims	c	ød
80	2x10	906 00 09 3	2.8 - 3.6	1920800	2	20
100	2x12	906 00 10 3	2.8 - 3.6	1920800	2	20
	2x12	906 00 10 4	2.8 - 3.6	1920800	2	22
120	2x12	906 00 30 3	2.8 - 3.6	1920800	2	20
	2x12	906 00 30 4	2.8 - 3.6	1920800	2	22
125	2x12	906 00 40 3	2.8 - 3.6	1920800	2	20
	2x12	906 00 40 4	2.8 - 3.6	1920800	2	22

Set of Shims - D=80 -1920800
Set of Shims - D=100, 120, 125 -1920600


Sawing



Solid Wood



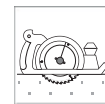
Boards



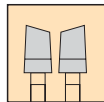
Plastic



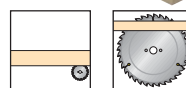

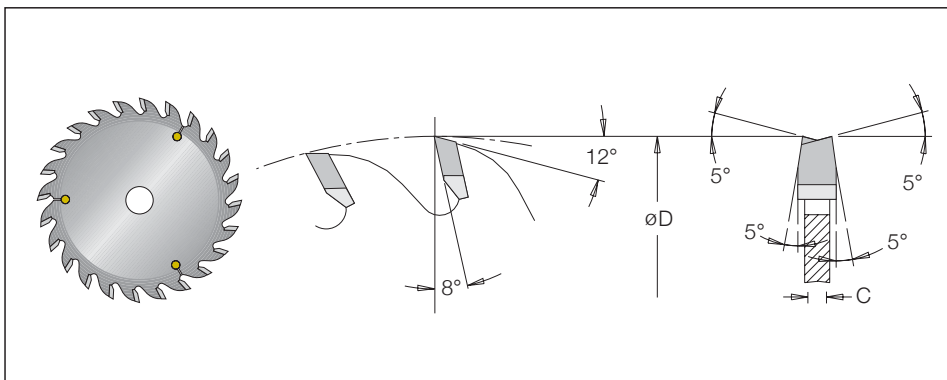
Aluminium



Saw blade for Portable Machines

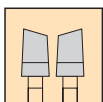


DVK - Conic Scoring Saw, Extended Life

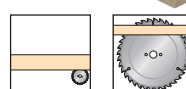

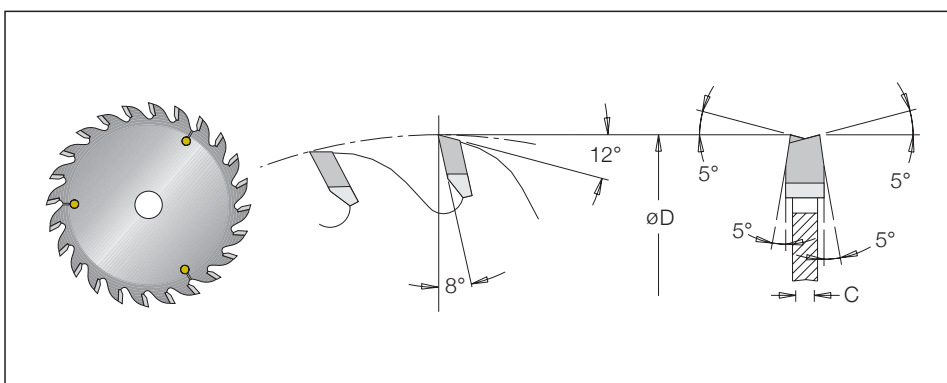


øD	Teeth	Code No.	B	c	ød
120	24	956 00 45 3	3.2-4.1	2.2	20
	24	956 00 45 4	3.2-4.1	2.2	22
	24	956 00 69 3	3.2-4.1	2.8	20
	24	956 00 69 4	3.2-4.1	2.8	22
125	24	956 00 79 3	4.4-5.3	3.2	20
	24	956 00 79 4	4.4-5.3	3.2	22

⚠ The cutting width can be adjusted by adjusting the cutting depth.



MVK - Conic Scoring Saw Blade



øD	Teeth	Code No.	B Main Saw	c	ød
100	20	906 00 41 3	3.2-4.1	2.2	20
	20	906 00 41 4	3.2-4.1	2.2	22
	20	906 00 51 3	3.0-4.1	2.2	20
	20	906 00 51 4	3.0-4.1	2.2	22
120	24	906 00 44 3	2.8-3.6	2.2	20
	24	906 00 44 4	2.8-3.6	2.2	22
	24	906 00 45 3	3.2-4.1	2.2	20
125	24	906 00 45 4	3.2-4.1	2.2	22
	24	906 00 69 3	3.2-4.1	2.8	20
	24	906 00 69 4	3.2-4.1	2.8	22

⚠ The cutting width can be adjusted by adjusting the cutting depth.